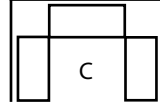
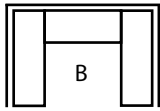
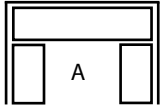


## MEASURING BAY WINDOWS

**Section 1** 90° Bay. 3 options of fitting blinds 'option C' is standard. Reverse rolled is advised for 90°



A

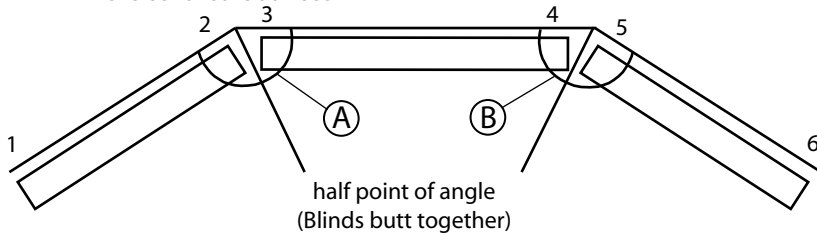
Face fix

B

Top Fix

C

**Section 2** Over 90° Bay (2 Angles)  
Any bay with angles over 90° will have equal deduction from each blind as standard, making the front faces of the blinds meet at the angle of the bay. Reverse rolled is advised



**For Completion - Sizes:**

**Angles**

1 - 2 \_\_\_\_\_

A \_\_\_\_\_

3 - 4 \_\_\_\_\_

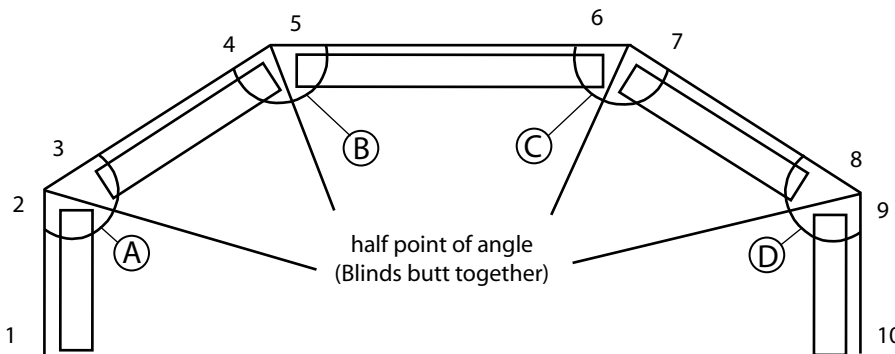
B \_\_\_\_\_

5 - 6 \_\_\_\_\_

Face fix

Top Fix

**Section 3** Conservatories and Bays with more than 2 angles  
(for any bay with more than 3 faces, deductions will be made from each blind so that the front faces meet)



**For Completion - Sizes:**

**Angles**

1 - 2 \_\_\_\_\_

A \_\_\_\_\_

3 - 4 \_\_\_\_\_

B \_\_\_\_\_

5 - 6 \_\_\_\_\_

C \_\_\_\_\_

7 - 8 \_\_\_\_\_

D \_\_\_\_\_

9 - 10 \_\_\_\_\_

Face fix

Top Fix

**Section 4** Information required for any bay window when you need us to make deductions for you

**In Section 1**

- a) Fitting A B or C
- b) Fixing top fix or face fix
- c) Std or reverse roll

**In Section 2**

- a) Angles A & B
- b) Fixing top fix or face fix
- c) Std or reverse roll

**In Section 3**

- a) Angles A B C & D
- b) Fixing top fix or face fix
- c) Std or reverse roll

**Section 5** Comments and additional drawings for other bays

**Angles**

A \_\_\_\_\_

B \_\_\_\_\_

C \_\_\_\_\_

D \_\_\_\_\_

Face fix

Top Fix

Should you encounter any difficulties, feel free to contact us on 01843 608789 or Fax 01843 608797